

FAST RECOVERY, HIGH CURRENT 1-PHASE FULL WAVE BRIDGE RECTIFIER ASSEMBLIES

- Low forward voltage drop
- Low reverse leakage current
- Fast reverse recovery time
- Low thermal impedance
- High surge ratings

QUICK REFERENCE DATA

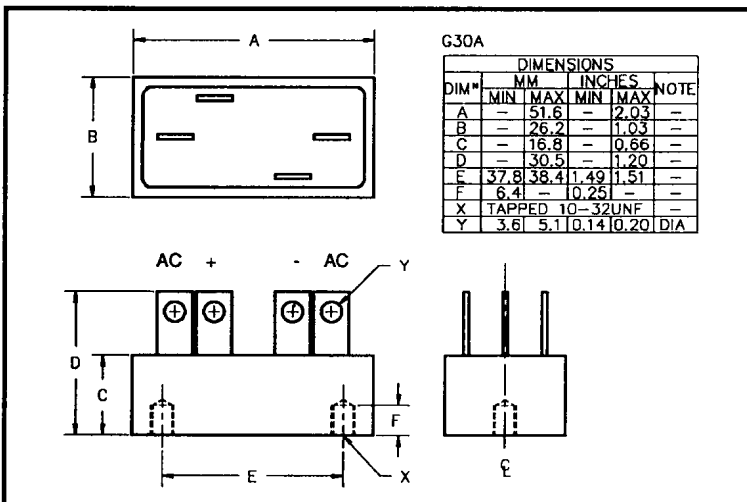
- $V_R = 50V - 400V$
- $I_F = 32A$
- $I_R = 8.0\mu A$
- $t_{rr} = 150nS$

ABSOLUTE MAXIMUM RATINGS

Device Type	Working Reverse Voltage V_{RWM}	Average Rectified Current $I_{F(AV)}$						1 Cycle Surge Current I_{FSM} $t_p = 8.3mS$		Repetitive Surge Current I_{FRM}
		(@ case temperature)			(@ ambient temperature)			@ 25°C	@ 100°C	
		@ 55°C	@ 100°C	@ 125°C	@ 25°C	@ 55°C	@ 100°C			
		Volts	Amps	Amps	Amps	Amps	Amps	Amps	Amps	
SCBK05F	50	32	20	16	11	8.5	5.0	500	320	80
SCBK1F	100									
SCBK2F	200									
SCBK4F	400									

$$R_{\theta JC} = 1.2^{\circ}C/W$$

MECHANICAL



January 16, 1998

ELECTRICAL CHARACTERISTICS

Device Type	Maximum Reverse Leakage Current $I_R @ V_{RWM}$		Maximum Forward Voltage $V_F @ 12A/leg$	Reverse Recovery Time ¹ $t_{rr} @ 25^\circ C$	Maximum operating & storage temp. range. $T_{OP} T_{STG}$
	@ 25°C	@ 100°C			
	μA	μA	Volts	nS	°C
SCBK05F SCBK1F SCBK2F SCBK4F	8.0	200	1.1	150	-55 to +150

¹ Measured on discrete devices prior to assembly

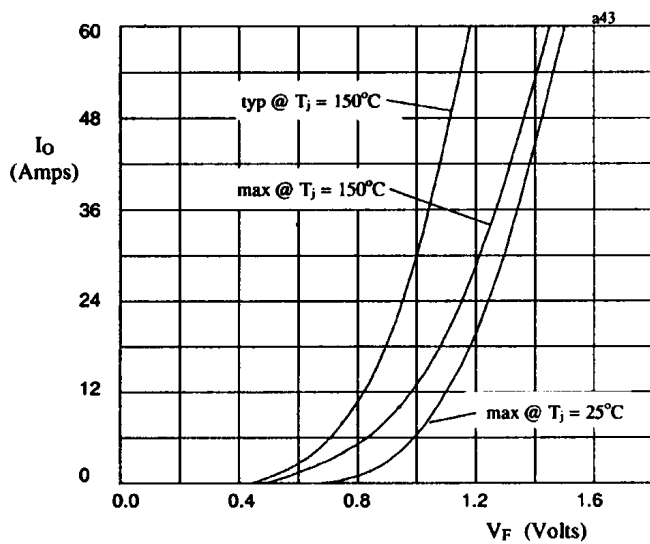


Fig 1. Forward voltage drop against output current per leg.

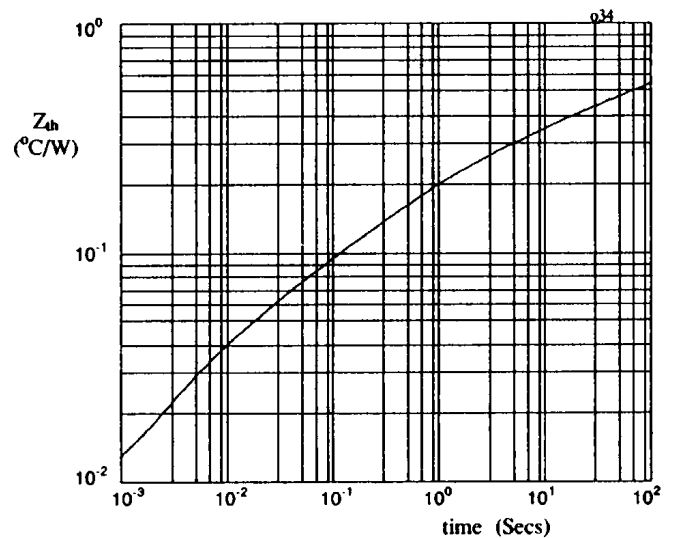


Fig 2. Transient thermal impedance characteristic per leg