

January 16, 1998

TEL:805-498-2111 FAX:805-498-3804 WEB:http://www.semtech.com

SUPERFAST RECOVERY, LOW CURRENT 3-PHASE FULL WAVE BRIDGE RECTIFIER ASSEMBLIES

QUICK REFERENCE DATA

- Very fast reverse recovery time
- Low forward voltage drop
- Low reverse leakage current
- Aluminum case
- Low thermal impedance

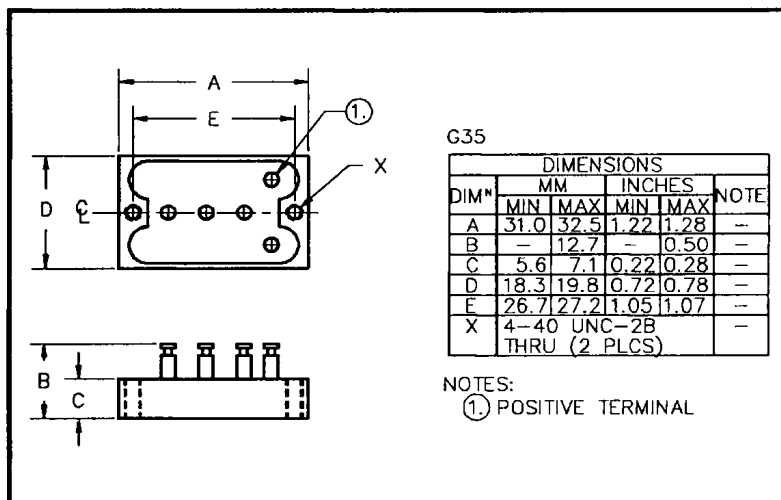
- $V_R = 50V - 150V$
- $I_F = 12A$
- $V_F = 0.97V$
- $t_{rr} = 30nS$

ABSOLUTE MAXIMUM RATINGS

Device Type	Working Reverse Voltage V_{RWM}	Average Rectified Current $I_{F(AV)}$						1 Cycle Surge Current	
		@ case temperature			@ ambient temperature			I_{FSM} @ $t_p = 8.3mS$	
		@ 55°C	@ 100°C	@ 125°C	@ 25°C	@ 55°C	@ 100°C	@ 25°C	@ 100°C
		Volts	Amps	Amps	Amps	Amps	Amps	Amps	Amps
SC3BH05FF	50								
SC3BH10FF	100	12	9	7.5	4.0	3.0	1.7	175	120
SC3BH15FF	150								

$R_{\theta JC} = 4.5^\circ C/W$

MECHANICAL



January 16, 1998

ELECTRICAL CHARACTERISTICS

Device Type	Maximum Reverse Leakage Current I_R @ V_{RWM}		Maximum Forward Voltage V_F @ 5A/leg @ 25°C	Maximum Reverse Recovery Time t_{rr} @ 25°C	Maximum operating & storage temp range.	
	@ 25°C	@ 100°C			T_{OP}	T_{STC}
	μA	mA	Volts	nS	°C	
SC3BH05FF					- 55	
SC3BH10FF	30	1.50	0.97	30	to	
SC3BH15FF					+150	

¹ Measured on discrete devices prior to assembly

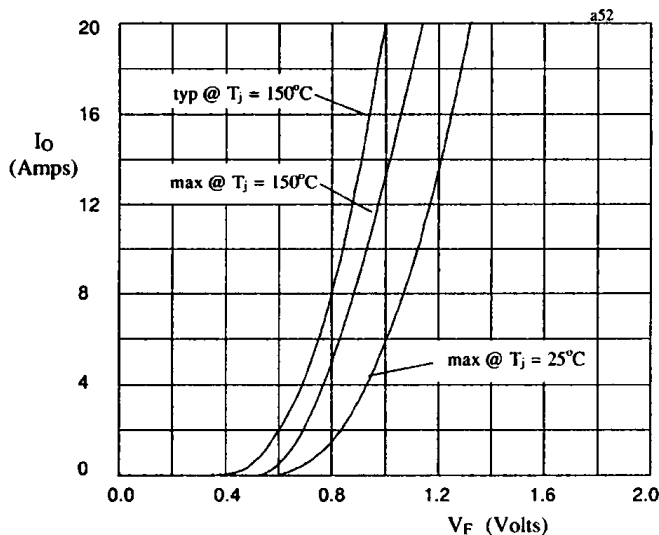


Fig 1. Forward voltage drop against output current per leg

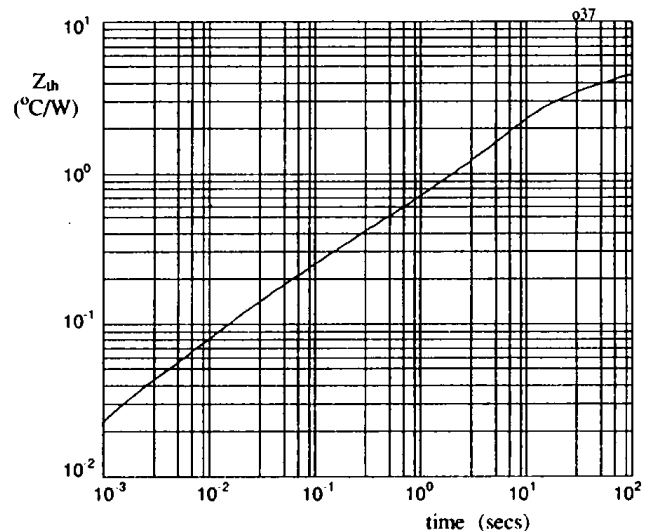


Fig 2. Transient thermal impedance characteristic per leg

Fig 3. Maximum insurge current against time constant for capacitive loads.

